

ISUZU
TRUCKS YOU CAN RELY ON

N Series
Light trucks



N Series

Light trucks make light work

It's an easy choice. Isuzu N Series trucks are designed for New Zealanders in business who need a comfortable, reliable, durable and economical vehicle to help get the job done. Your accountant will like the great return on investment, low running costs and high resale value, while you get to enjoy the ride in comfort and safety.

Hop into an Isuzu N Series and turn the key to see for yourself why we're New Zealand's favourite truck.



PERFORMANCE, DRIVABILITY AND SAFETY

Loaded with features, there's a model to suit all applications with various engines, transmissions and wheelbases.

Isuzu's N Series trucks are an impressive combination of powerful and fuel-efficient engines, outstanding safety features and intelligent design all delivered in an inspired package. With a number of variants available including crew cabs, tippers & 4x4s. It is the smart choice in light trucks.

N Series
Backed by legendary Isuzu reliability

N Series

FEATURES

RELIABLE ISUZU DIESEL ENGINES

Isuzu 4JJ1 and 4HK1 Euro V turbo charged engines

NARROW, STANDARD AND CREW CABS

Narrow, Standard and Crew versions, all-steel monocoque cabs

OPTIONS

A number of optional extras are available on the entire N Series Range via your local Isuzu Master Truck Dealer.

GVM RANGE (GROSS VEHICLE MASS)

5,500 – 8,700 kg



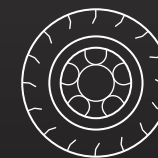
ENGINES

110 – 139kW (150-188hp)



WHEEL BASE

2,490 - 4,475 mm



N Series TRUCKLOADS OF FEATURES



Our N Series cabs are high quality and offer you many options so the vehicle you choose will last the distance and suit your requirements for years to come.

- > Isuzu diesel engines, in three ratings: 110kW (150hp), 114kW (155hp), 140kW (188hp)
- > Transmissions can be 5 and 6-speed manual or 6-speed AMT, depending on model.
- > Short, medium and long wheelbases available
- > Suspension driver's seat (excl. Crew Cab)
- > All cabins compliant to ECE-R 29 for occupant protection
- > Isuzu Electronic Stability Control*
- > Isuzu multimedia system with 6.2 inch screen
- > 4 wheel disc brakes (excludes NLR and NPS)

*Excludes NPS and NLR

N Series **WIDE CAB RANGE**



The N Series wide cab range starts with the 114kw / 155hp NPS models then moves up to 140Kw / 188hp NPR and NQR models. Also available are 4x2, Crew cab, 4x4 and ready-to-go tipper options.

- > Short, medium and long wheelbases
- > Air conditioning across all models
- > Isuzu Electronic Stability Control with 4-wheel disc brakes (except NPS 4x4 models)
- > Driver's suspension seat (excludes crew cab)
- > All cabins compliant to ECE-R 29 for occupant protection
- > 4-wheel disc brakes (All 4x2 models)
- > Isuzu multimedia system with 6.2 inch screen
- > Ample storage and drink holders
- > Driver and passenger air bags
- > Cruise control on all wide cab models



COMFORT & TECHNOLOGY

Isuzu N Series are renowned for taking the basic requirements of a durable workhorse and making it more than just the sum of its parts with a great selection of standard and optional features you can expect to enjoy.



The longer your day, the more you'll appreciate ergonomics. The liquid-filled cab mounts on single cab and rubber cab mounts on crew cab trucks help reduce in-cab vibration. Contoured, adjustable driver's bucket seats and passenger bench seats with driver's suspension seats on all models, (except crew cabin models) provide exceptional comfort.

N Series trucks come standard with Isuzu's 6.2 inch touchscreen Media Centre with the ultimate cab infotainment system at your fingertips. Navigate through the menu to play your favourite songs, digital station or internet radio.


Hands-free Bluetooth is standard with steering wheel mounted audio controls while sat-nav and tyre-pressure monitoring are optional*.

You'll find plenty of cab storage with left / right, overhead and door mounted storage pockets as well as twin cup holders and a 24v power outlet. The fluorescent interior document light is particularly helpful for early or late starts (single cab only).

The soft feel steering wheel with height and reach adjustable steering column tilts and telescopes at a touch. N Series cabs are exceptionally quiet from the inside with internal noise level of only 70db(A) @80km/h.

ISUZU SAFETY

You deserve to be comfortable and safe while you work. Whether you're on the road, navigating driveways or crossing footpaths, Isuzu N Series trucks lead the way with both active and passive safety systems to help keep you and the most precious cargo from harm.*



BRAKING SYSTEMS

Your Isuzu is safer than ever with an Advanced Emergency Braking System and Electronic Brake Force Distribution (EBD) using ABS to distribute the braking force optimally between the front and rear wheels to compensate for changes in load conditions.*

Isuzu N Series trucks also feature Anti-lock Braking (ABS), vacuum controlled exhaust brakes, front and rear disc brakes in NMR, NPR & NQR models and front disc and rear drum brakes in NLR and NPS models and drum brakes for NPS models.

Isuzu N Series trucks are designed to offer you an exceptional driving experience by combining the comforts of a car with advanced safety features in a durable, cost effective and robust light truck.

- > ECE R29 crash test compliant cab with driver and passenger SRS airbags along with side intrusion bars
- > Lane Departure Warning System and Electronic Stability Control is standard on all models except NLR and NPS models.
- > Auto lights and LED Low Beam Head Lamps†
- > Traction Control / Anti Slip Regulator (ASR) standard, except in 4x4 models
- > Hill Start Aid (HSA) on all manual transmission models
- > Customised speed limiting†

OPTIONAL

Reverse cameras that support up to five camera inputs: one digital camera with infra-red and rear microphone input, which activates when reversing, and up to four analogue cameras.

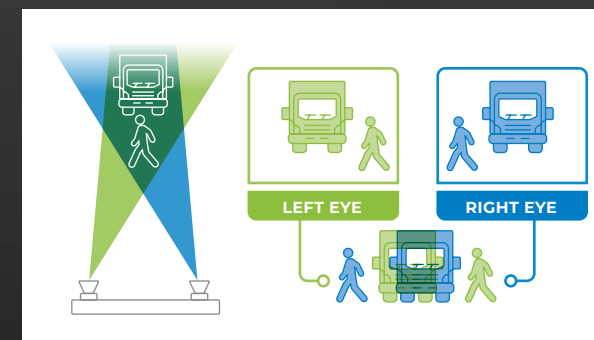

ISUZU'S ADVANCED SAFETY FEATURES*

A study of accidents related to light duty trucks found traffic accidents involving pedestrians and bicycles is significant.

Isuzu's AEBS (Advanced Emergency Braking System) is superior in detecting pedestrians and bicycles, avoiding accidents in the low speed range such as found in urban situations.

HOW DOES IT WORK?

Stereo cameras recognise objects as parallel images captured under the same conditions on the left and right.



ALL THREE-DIMENSIONAL OBJECTS CAN BE RECOGNISED:

- > Objects can be detected by the light distribution of the vehicle even at night
- > High distance calculation accuracy
- > Object detection is possible even with partial imaging

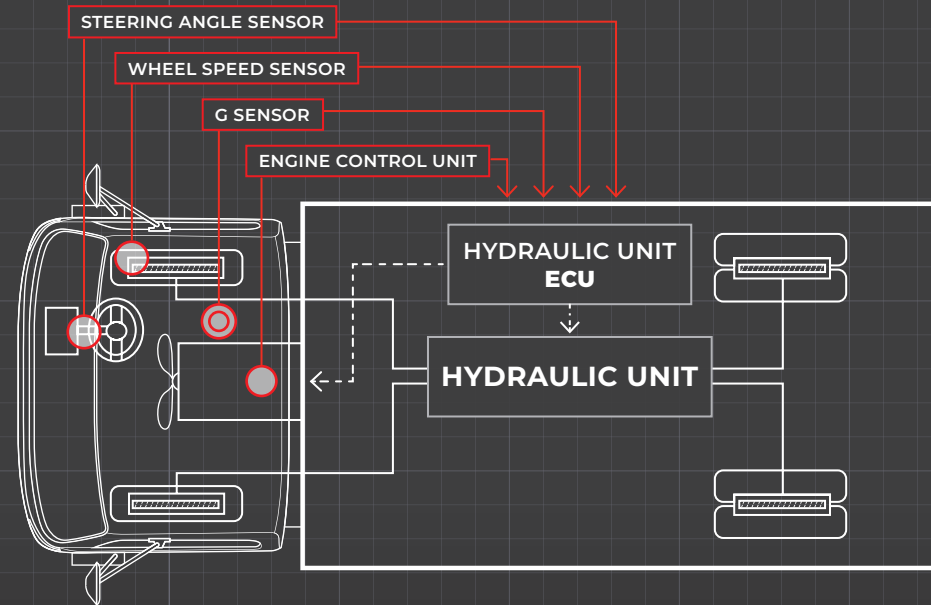
*Compared to previous models

*Excludes: NLR and NPS models

SAFETY & TECHNOLOGY*

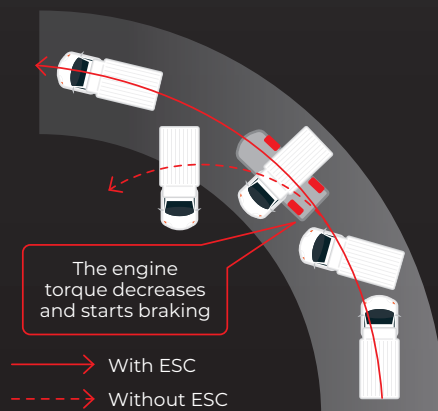
ESC: Electronic Stability Control

The ESC receives information from each specific sensor of speed, brake performance, steering angle, suspension geometry, rotation angle, etc. from the vehicle while it is moving. If the system assesses the truck is in an unstable condition, it will automatically control the vehicle by adjusting the engine and braking individual wheels.



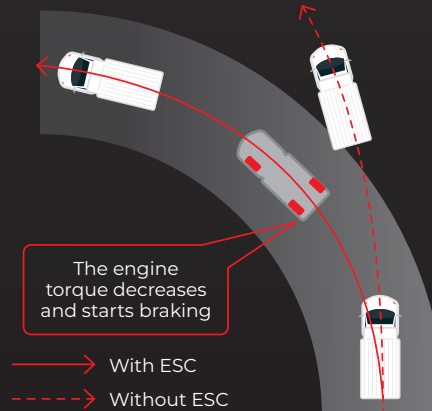
OVERSTEER

Truck spins inside of target course



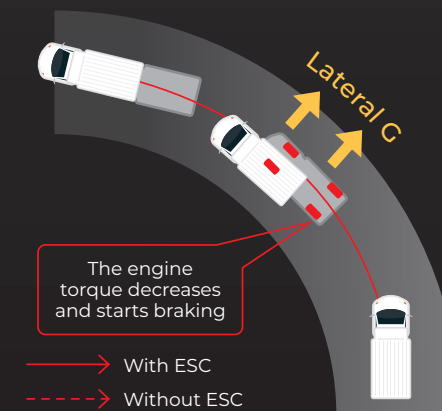
UNDERSTEER

Truck sways outside of target course



ROLL OVER

Ground contact worsens (large lateral G)




TOTAL SUPPORT FOR SAFE DRIVING

The stereo camera unit is equipped to improve safety. Based on the information about the surrounding conditions acquired by the stereo camera, the various functions assist the driver in driving safely by alerting the driver with visual and audible warnings on the Multi-information-display instrument.

THE STEREO CAMERA UNIT MAINLY CONTROLS THE FOLLOWING FUNCTIONS: *

- > **AEB**
Advanced Emergency Braking
- > **LDW**
Lane Departure Warning
- > **DWS**
Distance Warning System
- > **TMW**
Traffic Movement Warning
- > **ESC**
Electronic Stability Control



*Except NLR and NPS models

SAFETY & TECHNOLOGY

AEB: Advanced Emergency Braking



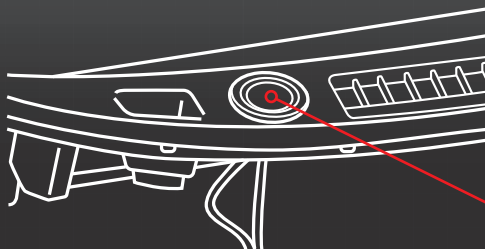
| MODEL | LED HEADLIGHTS (LOW BEAM) | AUTO LIGHTS | HILL START AID (MT ONLY) | ADVANCED EMERGENCY BRAKING (AEB) | LANE DEPARTURE WARNING (LDW) | ELECTRONIC STABILITY CONTROL (ESC) | TRAFFIC MOVEMENT WARNING (TMW) | DISTANCE WARNING SYSTEM (DWS) | CAB TILT UNLOCK WARNING |
|-------|---------------------------|-------------|--------------------------|----------------------------------|------------------------------|------------------------------------|--------------------------------|-------------------------------|-------------------------|
| NLR | | | • | | | | | | |
| NMR | • | • | • | • | • | • | • | • | • |
| NPR | • | • | • | • | • | • | • | • | • |
| NQR | • | • | • | • | • | • | • | • | • |
| NPS | • | • | • | | | | | | • |

ELECTRICAL

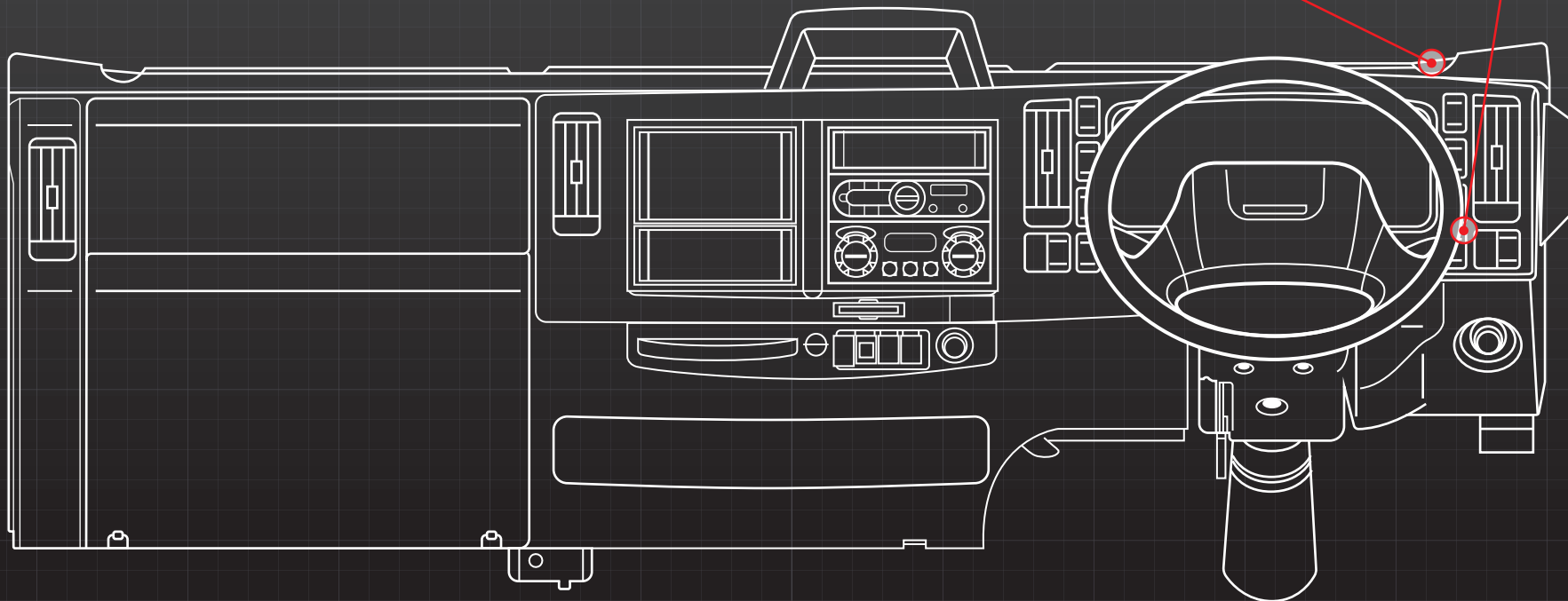
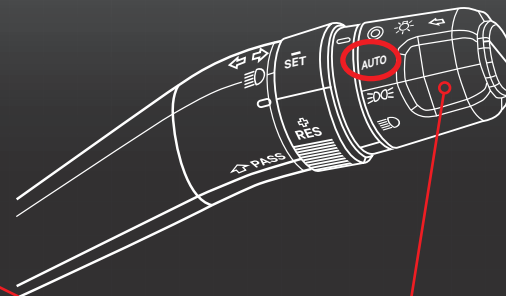
Auto Light System

When the light control switch is in the auto position, the auto light control unit determines the brightness of the outside of the vehicle, automatically turns on the taillights and headlights.

AUTO LIGHT SENSOR



LIGHT CONTROL SWITCH



EASY DOES IT

When you're shifting gear, you want a light truck that's as easy to operate as a car.

Isuzu N Series trucks offer five- and six-speed manual synchromesh or six-speed Automated Manual Transmission (AMT) in all models (except 4x4). AMT gives you the choice of traditional auto or Tiptronic-style gear shifting and kick-down function for more responsiveness when you change down (except NLR and NPS models).

Other features to put you at ease include the large mirrors for excellent vision, and power-assisted steering from the soft-feel wheel and adjustable steering column. Chances are you'll be hopping in and out of your cab all day — which is when keyless entry and the engine immobilizer will come in handy.



MULTIPLE CHOICE

Performance and versatility make up the right specs.

To help select the ideal model, let your Isuzu dealer know how you'll put your truck to work. Building with the basic specifications on N Series models, together you'll come up with a vehicle that's right for you and your business.

Isuzu N Series specs cover engine type, power output and torque; vehicle weight (mass); cab size (narrow or wide); wheelbase (short, medium and long lengths); and what gearbox you need. Isuzu N Series chassis is designed to be durable and easy to fit any body type.

All N-Series trucks are Euro V Exhaust Emission compliant and when the rest of your crew need a lift, choose an Isuzu crew cab model which adds four more seats and seatbelts.

- > Gross Vehicle Mass (GVM) options range from 5,500kg up to 8,700kg and Gross Combination Mass (GCM) options up to 12,200kg.
- > Exhaust emissions are managed by maintenance-free Diesel Oxidation Catalyst (DOC) for NPR, NPS and NQR models. NMR/NLR models include the latest Diesel Particulate Diffuser (DPD).
- > Variable Geometry System Turbo Charger (VGS).
- > Transmissions can be 5 and 6-speed manual or 6-speed AMT, depending on model.

- > N Series front axles are Isuzu's durable FO31 reverse Elliot I beam with 3,100kg capacity and rear are RO66 full floating banjo type with 6,600kg capacity (except NMR/NLR).
- > Wheelbase options on N Series span from 2,490mm to 4,475mm letting you choose the most appropriate body to suit your application.
- > When more traction is needed Isuzu can offer 4x4 options in the NPS range.
- > Choose from narrow (2x) or wide cab (3x) options.

Isuzu Ready-To-Go single or crewcab tipper models are manufactured in Japan with all-steel ShinMaywa bodies. Over 10 tipper models, ranging from 5,500kg – 8,700kg GVM.

GOING THE DISTANCE

Isuzu N Series trucks are durable, versatile and come with a 5 year factory backed warranty.*

Isuzu N Series chassis are designed to be durable and easy to fit any body type to.

- > Where the application or terrain demands more traction Isuzu can offer 4x4 options in the NPS range.
- > Narrow (2x) or wide cab (3x) options.
- > When the rest of the crew need a lift, choose an Isuzu crew cab model which adds four more seating positions with seatbelts.
- > Over 10 tipper models ranging from 5,500Kg - 8,700Kg GVM.



*WARRANTY

Total 5 Year Warranty, including Base Warranty (36 months / 100,000kms) and Additional Warranty (24 months / 150,000kms), cover is 60 months or 250,000kms, whichever comes first.

To qualify for Additional Warranty, all scheduled servicing during the Base and Additional Warranty periods (i.e. the total 60 months) must be performed by

an authorised Isuzu service dealer from the date of delivery to the first customer.

If scheduled servicing is performed by unauthorized service providers, only the Base Warranty will apply.

For VL24 NMR, NPR & NQR Tipper models, Additional Warranty applies to the cab & chassis only.

Tipper bodies are excluded from Additional Warranty. These are covered by Base Warranty only.

Additional Warranty is not available for NLR & NPS models.

Cab Perforation Corrosion is limited to 36 months / unlimited kms on all models. It is not included as part of Additional Warranty.



N Series Range

THE NUTS & BOLTS

| MODEL/TRANSMISSION | TYPE | GVM (KG) | GCM (KG) | W/BASE (MM) | EMISSION STD | kW/hp |
|-----------------------------|------------------|----------|--------------------------|-------------|--------------|---------|
| NLR250 Manual or AMT | 4 x 2 | 5,500 | 9,000 | 2,490 | Euro V | 110/150 |
| NLR250 Manual or AMT | 4 x 2 | 5,500 | 9,000 | 3,360 | Euro V | 110/150 |
| NLR250 TIPPER Manual or AMT | 4 x 2 | 5,500 | 9,000 | 2,490 | Euro V | 110/150 |
| NMR250S Manual or AMT | 4 x 2 | 5,995 | Manual 9,500 / AMT 8,000 | 2,490 | Euro V | 110/150 |
| NMR250M Manual or AMT | 4 x 2 | 5,995 | Manual 9,500 / AMT 8,000 | 3,360 | Euro V | 110/150 |
| NMR250 Manual or AMT | 4 x 2 Tipper | 5,995 | Manual 9,500 / AMT 8,000 | 2,490 | Euro V | 110/150 |
| NMR250 Manual or AMT | 4 x 2 Tri-Tipper | 5,995 | Manual 9,500 / AMT 8,000 | 2,490 | Euro V | 110/150 |
| NPR325 Manual or AMT | 4 x 2 | 5,995 | 9,495 | 3,365 | Euro V | 140/188 |
| NPR350 Manual or AMT | 4 x 2 | 6,500 | 10,000 | 3,365 | Euro V | 140/188 |
| NPR325 Manual or AMT | 4 x 2 Crew Cab | 5,995 | 9,495 | 4,175 | Euro V | 140/188 |
| NPR350 Manual or AMT | 4 x 2 Crew Cab | 6,500 | 10,000 | 4,175 | Euro V | 140/188 |
| NPR325 TIPPER Manual or AMT | 4 x 2 Tipper | 5,995 | 10,000 | 3,365 | Euro V | 140/188 |
| NPR350 TIPPER Manual or AMT | 4 x 2 Tipper | 6,500 | 10,000 | 3,365 | Euro V | 140/188 |
| NPR425 Manual or AMT | 4 x 2 | 5,995 | 11,000 | 3,365 | Euro V | 140/188 |
| NPR450 Manual or AMT | 4 x 2 | 7,500 | 11,000 | 4,175 | Euro V | 140/188 |
| NPR450 Tipper Manual or AMT | 4 x 2 Tipper | 7,500 | 11,000 | 3,365 | Euro V | 140/188 |
| NPR450 Manual or AMT | 4 x 2 Crew Cab | 7,500 | 11,000 | 4,175 | Euro V | 140/188 |
| NPR425 Manual or AMT | 4 x 2 | 5,995 | 11,000 | 4,175 | Euro V | 140/188 |
| NPR450 Manual or AMT Tipper | 4 x 2 Crew Cab | 7,500 | 11,000 | 4,175 | Euro V | 140/188 |
| NPR425 Manual or AMT Tipper | 4x2 Crew Cab | 5,995 | 11,000 | 4,175 | Euro V | 140/188 |
| NQR500 Manual or AMT | 4 x 2 | 8,700 | 12,200 | 3,365 | Euro V | 140/188 |
| NQR525 Manual or AMT | 4 x 2 | 5,995 | 12,200 | 4,475 | Euro V | 140/188 |
| NQR500 Manual or AMT Tipper | 4 x 2 | 8,700 | 12,200 | 4,475 | Euro V | 140/188 |
| NQR500 Manual or AMT | 4 x 2 Crew Cab | 8,700 | 12,200 | 4,475 | Euro V | 140/188 |
| NQR500 Manual or AMT | 4 x 2 Crew Cab | 5,995 | 11,000 | 3,365 | Euro V | 140/188 |
| NQR525 Manual or AMT | 4x2 | 5,995 | 12,200 | 4,475 | Euro V | 140/188 |
| NPS425 Manual | 4 x 4 | 5,995 | 11,000 | 3,395 | Euro V | 114/155 |
| NPS450 Manual | 4 x 4 | 7,500 | 11,000 | 3,395 | Euro V | 114/155 |
| NPS425 Manual | 4 x 4 Crew Cab | 5,995 | 11,000 | 3,395 | Euro V | 114/155 |
| NPS450 Manual | 4 x 4 Crew Cab | 7,500 | 11,000 | 3,395 | Euro V | 114/155 |

ISUZU MULTIMEDIA CENTRE YOU CALL THE TUNE

You'll be in touch, informed and well entertained in the cab of your new Isuzu N Series truck. The N Series multimedia unit comes standard with two speakers and a 6.2" LCD screen. The DAB+ digital radio is fully integrated to use Bluetooth with voice recognition or you can use the touch pad to search for Bluetooth and music.

Plug your smartphone in to USB or auxiliary input ports to access Internet radio.

The unit's 1.6GHz processor with Android operating system has a PDF, photo and movie viewer built in.

It has space for about 2,000 songs in the internal file storage (32GB), and you can keep your tunes rolling with audio controls mounted on the steering wheel.

Safer still — use voice activation for many of the functions available. Optional extras* to the multimedia unit include a wireless inductive charger pocket for Qi-enabled phones.

You might also opt* to add reversing sensor warnings via up to five camera inputs: one that's digital with infrared and rear microphone sensors which activate when reversing; and up to four analogue cameras which display on a 4-way split screen while the digital camera uses a full screen.

Other options* include a handbrake alarm, and tyre pressure monitoring display.



GENUINE ACCESSORIES

Isuzu New Zealand offers many genuine accessories for your Isuzu truck including bull bars, floor mats, seat covers and headlamp covers.

You can add on daytime running lights, reversing cameras and sensors plus a handbrake alarm. Upgrade the standard audio offering and install GPS Navigation. Talk to your local Isuzu Master Truck Dealer for even more options.

*At additional cost

AFTERSALES

GOING THE DISTANCE TOGETHER

While Isuzu N Series trucks are designed to be the most durable and reliable in New Zealand, they will at some time require servicing, repairs and parts. Isuzu, in association with General Motors New Zealand, offers a superior parts facility to ensure your Isuzu stays on the road as much as possible. Isuzu parts are distributed across New Zealand by

our logistics provider. There are over 16,000 lines with 35,000 part numbers worth approximately \$3.5m at Isuzu's parts warehouse. These parts can be delivered to all Truck Dealers as standard delivery, or if VOR (Vehicle Off the Road) Isuzu parts can express ship them.

Isuzu New Zealand truck technicians train year-round at Isuzu's Service Training Centre in Auckland to continually improve their knowledge and skills.



TRUCK FINANCE SOLUTIONS

TO GET YOUR BUSINESS MOVING

Available through your local Isuzu Master Truck Dealer, Isuzu Financial Services offers a “one-stop shop” experience when buying a new Isuzu truck.

Isuzu New Zealand has partnered with Heartland Bank to bring you Isuzu Financial Services. This partnership gives you a single point of contact with someone who specialises in truck finance and insurance.

Heartland Bank has been helping New Zealanders and their businesses with finance for over 130 years. Through Isuzu Financial Services they offer not only a full range of investment and insurance solutions but also competitive interest rates and flexible deposit and payment terms. For a simple and easy process to arrange finance when purchasing your new Isuzu truck, contact your local Isuzu Master Truck Dealer.

For more information and a
list of Master Truck Dealers see
www.isuzu.co.nz



ISUZU NEW ZEALAND
**GLOBAL PRODUCT,
LOCAL SERVICE**

For contact details of your
local Isuzu dealer visit

www.isuzu.co.nz

A policy of continual improvement means that specifications are subject to change without notice. Please contact your local Isuzu Master Truck Dealer to confirm specifications.

September 2021 1043824